

# Myers Chemical




## STEP # 1 Collecting

When collecting the linens, heavily stained linen should be separated from the other linen to prevent contact staining. Soiled linen should be kept separate & stored in water soluble plastic bags to aid in infection control. The wearing of gloves is suggested when handling soiled linens. It is highly suggested to flush gross soils at this point.



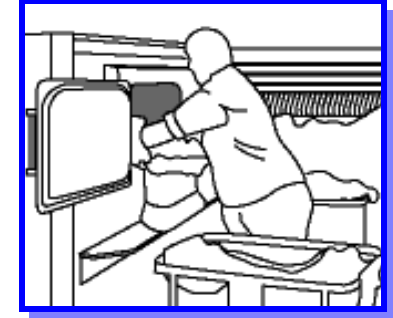
## STEP # 2 Sorting

Linen must be sorted as to type of fabric, color, soil, load, and the weave of fabric. All of these items will have a direct effect on what wash formula is used, what products are used, and what temperature is used..




## STEP # 3 Pre-Treatment

Linen Pre treatment helps to eliminate rejects and the need for rewashes. A prespot solution may be sprayed directly on the stain or a soak tank can be set up.




## STEP #4 Washing

The proper selection of wash formula, wash temperature, and product are important to obtaining the best results. Care should be taken to load the machine properly as under loading & over loading will decrease results. The water temperature needs to be over 160° sometime in the wash cycle.



## STEP #5 Drying

Normally, dryers of 1.5 to 2 times the rated poundage of the washers are required to keep up. The average drying temperatures are between 180-190 degrees. Certain fabric will need different temperatures to void damage. Clean lint traps daily.



## STEP #6 Folding and or Ironing

Folding and or ironing of linens should be done as soon as drying cycle is over. Leaving linens in the dryer will cause excess wrinkling.



## STEP #7 Storage

Storage of completed linens should be in a separate dirt free environment. Linens that are allowed to set for a day before being put back in use tend to smell fresher and more wrinkle free. A par stock of at least twice the amount of linens needed to completely service the facility is necessary.

## FOR BEST RESULTS

*Collecting  
Sorting  
Pre-Treat  
Wash  
Drying  
Folding  
Storage*



# Laundry Operation Flow Chart

For Service or Order:  
Hot Springs 501-623-7742  
Little Rock 501-272-6677