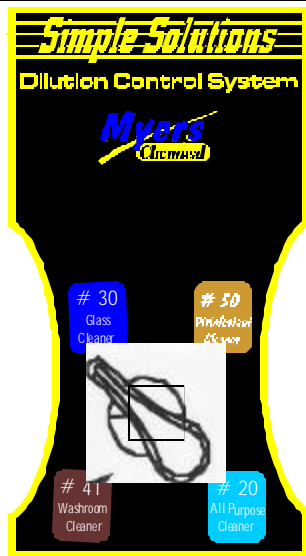


Simple Solutions




Simple Solutions Select 4

Turn selector knob to desired product. Insert tube in properly labeled bottle and push up to activate ready to use chemical. Pull down bottle when chemical reaches top of the bottle. The drip tray will catch the overflow. To fill a different product change the selector knob to the desired product and fill.



Simple Solutions Bucket Fill


First put hose in the bucket or machine you are about to fill. Then push in on the dispenser button hold button until the bucket or machine is full. To lock fill button in place to fill large machines push in and down. To unlock fill button push in and up.



General Purpose Cleaners

Use for: Waxed Floors, Walls, Painted Surfaces, Tile, Porcelain, Marble, Concrete, and All Light Duty Cleaning Needs

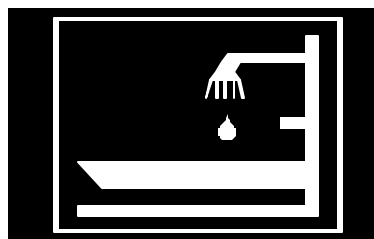
DIRT-X



Glass Cleaners

Use for: Glass, Mirrors, Windows, Plexiglas, Chrome, Formica, Plastic, and Vinyl

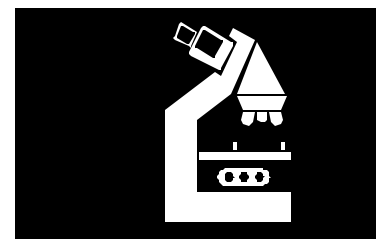
GLASS-X



Washroom Cleaners

Use for: Tile, Terrazzo, Porcelain, Formica, Plastic, Fiberglass, and Vinyl


SCUM-X



Disinfectants Cleaners

Use for: Waxed Floors, Walls, Painted Surfaces, Tile, Terrazzo, and all hard surfaces


GERM-X



Power Cleaners

Use for: Oil, Grease, Dirt, Ink, and all heavy soils

GREASE-X



Odor Destroyer

Use for: Washrooms, Drains, Fabrics, Air Spray, and All Malodors

ODOR-X

Dispenser Use Guide

For Service or Order:
Hot Springs 501-623-7742
Little Rock 501-372-6677